

Prices in EUROS and subject to change

PUZZLE

Berto

SCHEMA TECNICA

STRUTTURA: in metallo con finitura a polvere

IMBOTTITURA: sedile in poliuretano espanso densità T 35/S, T30/C, T 21/M rivestita in dacron 808 Du Pont
schienale rullo in poliuretano espanso indeformabile T30/s con barra di supporto in metallo
all'interno, rivestito con fibra poliestere TL 450 gr/mq

cuscinio in piuma d'oca vergine

SFODERABILITA': il rivestimento in tessuto è completamente sfoderabile, in pelle o ecopelle la struttura non è sfoderabile, i cuscini sono sfoderabili

FINITURE si appoggia sulla struttura in metallo

NOTE:

- Ogni elemento è composto da una seduta + rullo + cuscino
- Disponibile solo nella versione standard

TECHNICAL INFORMATION

STRUCTURE OF INTERNAL FRAME: metal frame with powder finish

CHAIR: made of non-deformable foam with different densities T35/S, T 30/C, T 21/M covered with DACRON 808T Du Pont

CUSHIONS PADDING: back: cylindrical back made of non-deformable polyurethane foam T 30/C with a metal bar insert covered with polyester fiber 450 gr/mq

CUSHION: natural goose feather

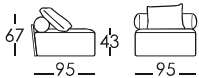
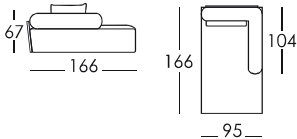

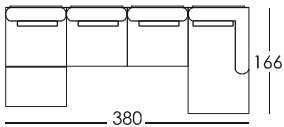
UPHOLSTERY: the fabric version has fully removable cover, leather and eco-leather versions only the cushions have removable cover

NOTES:

- Each sectional includes of the seat, bolster and scatter cushion
- Changes to design or aesthetic characteristics are not recommended



PUZZLE

	CODICE	ELEMENTO	dimensioni lar. x al. x prof.	tessuto h140 - mt.	pelle mq.	tessuto cliente	tessuto promo	tessuto extra	tessuto top	pelle fiore protetta	pelle pieno fiore
	CODE	ITEM	dimensions W. x H. x D.	fabric h140 - mt.	leather mq.	COM	Promo fabric	Extra fabric	Top fabric	protected grain leather	full grain leather
	PUZECEN	elemento centrale <i>central element</i>	95x67x95	4,00	7,00	1.131	1.170	1.232	1.343	1.680	1.945
	PUZCL	chaise longue <i>chaise longue</i>	95x67x166	6,00	10,50	1.797	1.852	1.945	2.112	2.616	3.014
	PUZPOU	pouf <i>ottoman</i>	95x43x62	1,60	2,80	417	434	459	504	638	744
	PUZCOMA	n°3 PUZECEN + PUZPOU + PUZCL composizione foto dx/sx <i>composition as shown right/left</i>	380x166	19,60	34,30	5.606	5.796	6.101	6.646	8.293	9.592

SECONDA FODERA EXTRA COVER

	CODICE	ELEMENTO	dimensioni lar. x al. x prof.	tessuto h140 - mt.	tessuto cliente	tessuto promo	tessuto extra	tessuto top
	CODE	ITEM	dimensions W. x H. x D.	fabric h140 - mt.	COM	Promo fabric	Extra fabric	Top fabric
	PUZECENF	elemento centrale <i>central element</i>	95x67x95	4,00	425	493	551	655
	PUZCLF	chaise longue <i>chaise longue</i>	95x67x166	6,00	677	776	864	1.020
	PUZPOUF	pouf <i>ottoman</i>	95x43x62	1,60	158	185	208	250
	PUZCOMAF	n°3 PUZECENF + PUZPOUF + PUZCLF composizione foto dx/sx <i>composition as shown right/left</i>	380x166	19,60	2.111	2.439	2.725	3.235